

**MAX USER MANUAL**



# MAX PMW1

PMW1-64 / PMW1-84

**HARDCORE CAR AUDIO**

## **WE PLAY LOUD!!**

We know what you want. You want it LOUD, and that is exactly what we do, what we live for. Vibrations, gut-punches and straight up loud music - that's what makes us tick. We won't dress up in fancy words or claim to be something we're not. We are the NO BULLSH!T car audio brand!











Every single product with the GAS logo on it is born out of passion, the same that has driven us for two generations and that will keep us rolling up to your neighbourhood, winning and pushing the limits for many generations to come!

It's up to you to choose your own level of loud, and if you don't like what we do that's OK. You are welcome back when you've had your first true GAS experience. We don't exclude, we don't judge and we do not make up any excuses for who we are.

We are GAS and we are proud to be LOUD!

# **GAS**

# TABLE OF CONTENT

 SAFETY.....	3
 UNPACKING.....	4
 DIMENSIONS.....	4
 SPECIFICATIONS.....	5
MAX PMW1-64.....	5
MAX PMW1-84.....	5
 PERFORMANCE.....	6
Impedance vs frequency.....	6
 FEATURES.....	7
A melting pot of awesome.....	7
Awake your passion for uncompromised audio.....	7
When others go loud, we go louder.....	7
We're not quite done yet.....	7
 HOW TO.....	8
Install speaker.....	8
 TROUBLESHOOTING.....	10
No power/sound.....	10
Unwanted noise.....	10
Distortion.....	10
 WARRANTY & DISPOSAL.....	11
 THE GAS WORLD.....	12



# SAFETY

**PLAY LOUD & SAFE.** Read through this information, follow the instructions and save the manual for future usage and reference.

Make sure to pay attention to the instructions when you see this symbol: 

Do not expose the wiring to your new speaker to excessive damp or moisture. If the speaker's wiring is exposed it might result in electric failure, shock or damage to the product. Servicing is required when the product has been damaged in any way and/or doesn't operate normally. Refer all servicing to qualified service personnel only.

Keep the cables inside the vehicle separate from sharp edges or components that may be affected or take damage. Follow the recommended cable sizes and always use high quality cables and accessories. Even if you're eager to put the speakers to use - take no shortcuts when installing the cables, make sure that all connectors are protected and secured.

Do not drill any holes without checking what lies beneath, and don't cut anything without making sure that no important components risk being damaged.

There is a first time for everything, if you need help - ask a friend or contact your local GAS AUDIO POWER dealer/installer.

We want you to experience your product's MAX sound, but we don't want you to injure yourself or others. Use common sense, respect high pressure levels and volume, and follow your local laws and regulations.

**To get the best performance out of your new speaker/speakers we strongly suggest to use a highpass filter with at least 12 dB slope.**

Recommended cross over:  
HPF@ 60-120Hz (12dB/Oct) for PMW1-64  
HPF@ 50-120HZ (12dB/Oct) for PMW1-84



# UNPACKING

Unboxing your new MAX product is an experience, make sure that the speaker and all the accessories are included in the packaging:



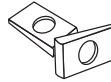
Woofer  
(1pc)



Grill  
(1pc)



Manual  
(1pc)

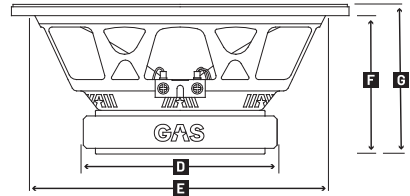
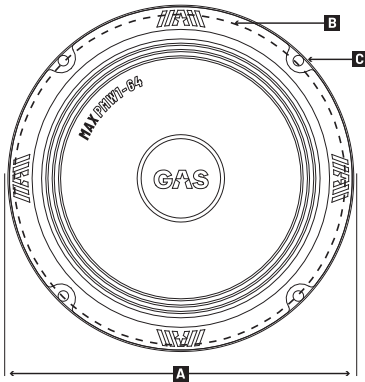


V-clips  
(4pcs)



Screws  
(4pcs)

# DIMENSIONS



	A	B	C	D	E	F	G	
PMW1-64	Ø165	Ø157	5	Ø120	Ø146	72	77	mm
PMW1-84	Ø210	Ø199	5x8	Ø120	Ø183	87	94	mm

# SPECIFICATIONS

Below you'll find the specifications that has been checked and tested in our workshop. The specified sensitivity isn't directly connected with the sound pressure in the vehicle, and shouldn't be used as the sole indicator for comparison with other speakers.

## MAX PMW1-64

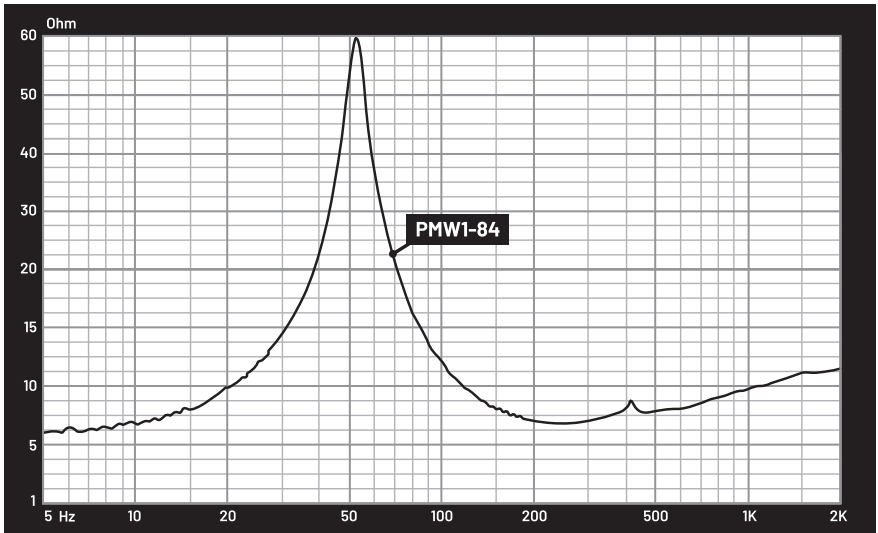
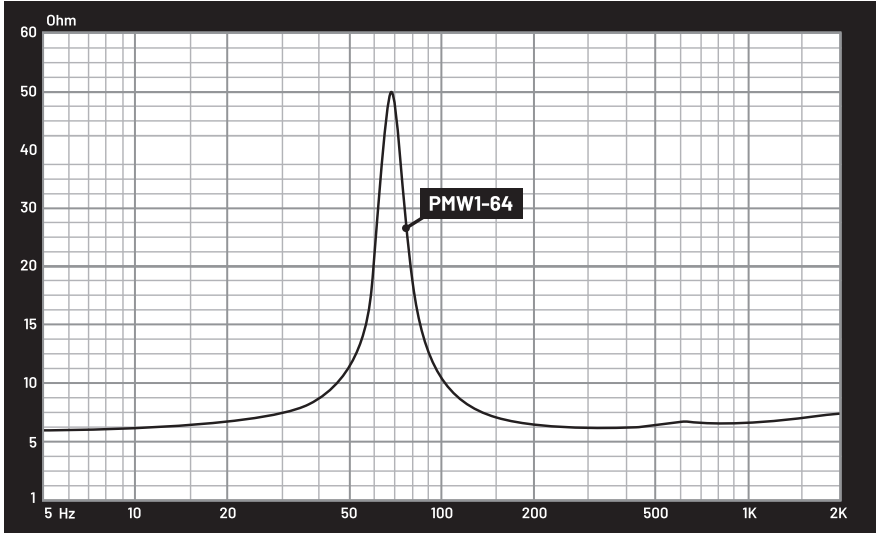
Component	SPL Midwoofer
Woofer size	6.5" (165mm)
Nominal impedance	4 Ohm
Power RMS	125W
Power MAX	250W
Freq. response	65-9000Hz
Sensitivity	95dB
Voice Coil	1.25" (32mm) KSV
Woofer cone	Pressed paper with WRC
Woofer basket	M Steel
Woofer suspension	A3 NBR rubber
Woofer magnet	HQ Ferrite
Woofer spider	Polycotton/Nomex
Shorting ring	Copper
Terminal	CD Crosshead
Fs	67.5 Hz
Vas	12.8 L
Qts	0.40
Qes	0.42
Qms	6.20
Re	3.2 Ohm
Mms	10.3 g
Bl	5.8 Tm
Cms	0.52 mm/N

## MAX PMW1-84

Component	SPL Midwoofer
Woofer size	8" (200mm)
Nominal impedance	4 Ohm
Power RMS	150W
Power MAX	300W
Freq. response	50-8000Hz
Sensitivity	97dB
Voice Coil	1.25" (32mm ) KSV
Woofer cone	Pressed paper with WRC
Woofer basket	M Steel
Woofer suspension	A3 NBR rubber
Woofer magnet	HQ Ferrite
Woofer spider	Polycotton/Nomex
Shorting ring	Copper
Terminal	CD Crosshead
Fs	53.8 Hz
Vas	37.7 L
Qts	0.42
Qes	0.44
Qms	9.08
Re	2.99 Ohm
Mms	12.8 g
Bl	5.3 Tm
Cms	0.71 mm/N

# PERFORMANCE

## IMPEDANCE VS FREQUENCY



# FEATURES

In Sweden, we have the expression “Lagom” for when things are in a moderate amount. In this aspect, the MAX PMW1-64/84 speaker is as far from Swedish as it can be. It was made to blow everyone’s mind and give you the true next-level MAX experience.

## A MELTING POT OF AWESOME

This midrange woofer will give you all the performance you’ll need. We’ve combined a Water Repellent Cone (WRC), HQ ferrite motor, copper wire voice coil, Kapton former and a copper shorting ring into one beautiful speaker. With some tweaks, the result is a product that sparks crazy amounts of awesome. We call it the MAXimal sound experience!

## AWAKE YOUR PASSION FOR UNCOMPROMISED AUDIO

To get the best performance out of your sound system, you need to challenge yourself to reach new heights! The MAX PMW1-64/84 lets you experience every part of the midrange spectrum. It’s a truly exciting midwoofer with a dynamic and detailed sound that also delivers loads of authority. By using clever design choices such as a low FS design, a progressive A3 NBR suspension and a polycotton/Nomex spider we have created a speaker that will both surprise and impress!

## WHEN OTHERS GO LOUD, WE GO LOUDER

You’ll want to dial that volume knob beyond 11, and a speaker that lets you go berserk demands two things: tough materials and a cool design. The basket is made of steel with a custom M design and we’ve added industrial sand paint to make it look as good as it plays. Another cool thing is the DVS™ (Dual Ventilation System) for reduced distortion and increased heat dissipation.

## WE’RE NOT QUITE DONE YET

You should take care of the things you love, so we’ve included a hex grill with an aluminum badge to protect your new favorite speaker. If you look closely, we’ve added something we call a CD Crosshead terminal. This is an oversized “Cable Direct” terminal. It’s massive – and can fit up to 10mm<sup>2</sup> (8 AWG) wires! SPL is way of life after all, so add more speakers to your SPL build – you know you want to.





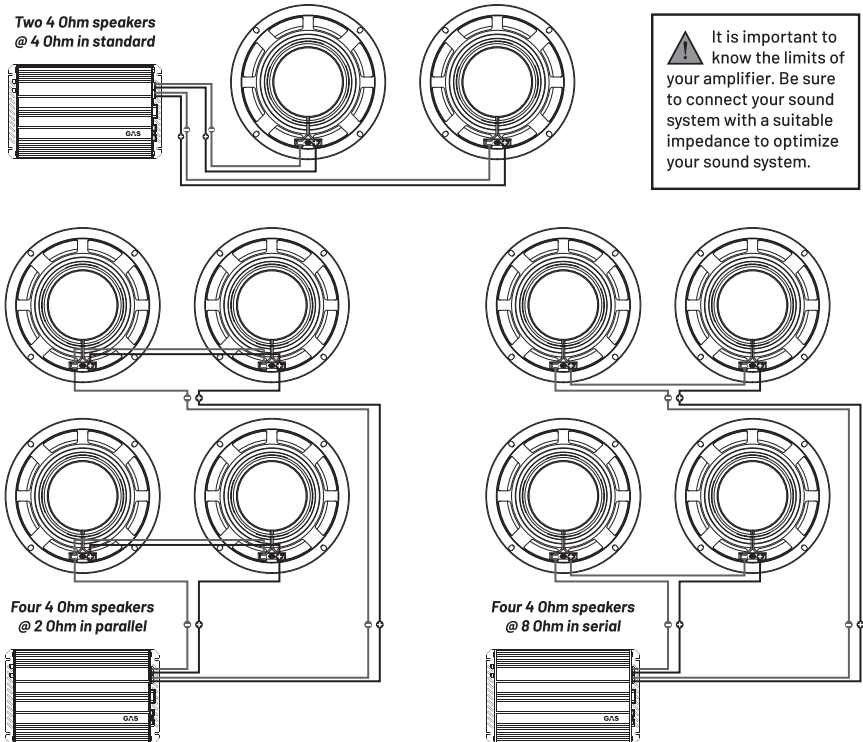
# HOW TO

## INSTALL SPEAKER

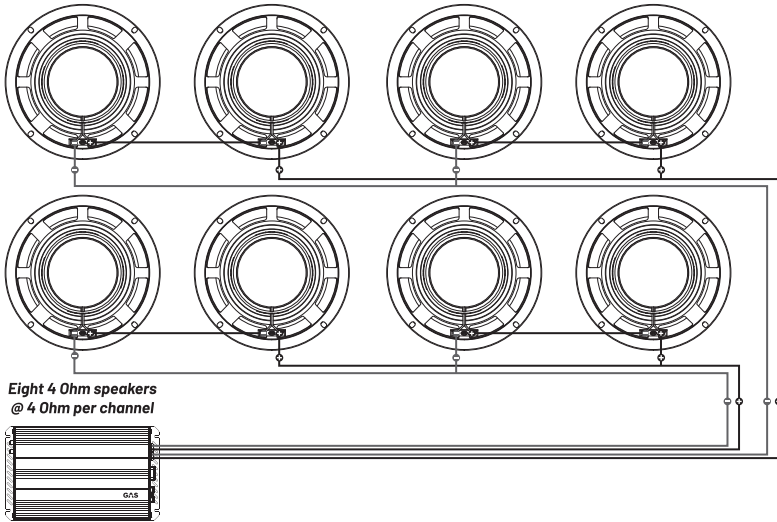
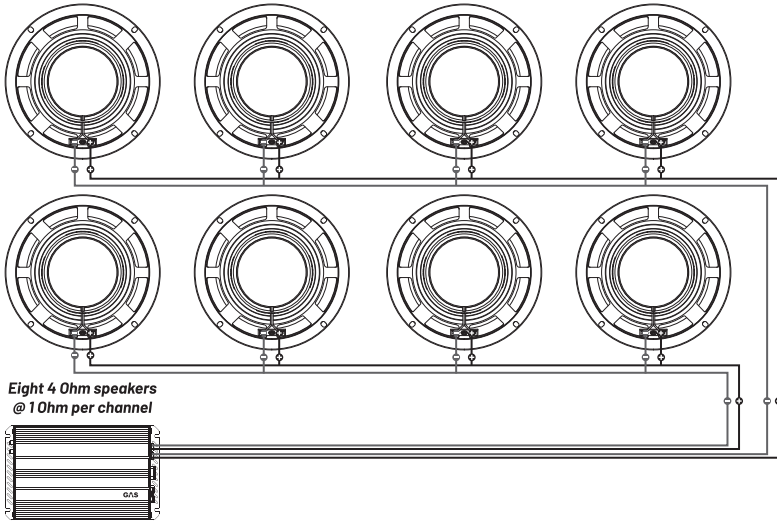
Before installing your brand new speaker, make sure that you have everything you need. Have the right tools ready, and make sure that you have the necessary knowledge/skill to perform the installation properly. Preparation and knowledge is crucial!

The MAX PMW1-64/84 uses a single 4 Ohm voice coil. If you want to connect four or more PMW1-64/84 speakers, you can vary the impedance by altering the wiring configuration to use a series or parallel setup. The more the merrier!

Make sure to look through the recommended wiring schematics below and choose the setup that corresponds with the number of speakers in your sound system. Take note of the impedance stability of your amplifier. Don't be afraid to consult your local GAS AUDIO POWER dealer/installer if you have any questions.



# HOW TO



# TROUBLESHOOTING

## NO POWER/SOUND

Check the speakers to make sure they're not damaged. If your speakers don't get any power, the most common issue is either in the wiring or in the amplifier. Use a multimeter to measure the amplifier's voltage on the +12V terminal and the remote signal terminal. Use a multimeter to make sure that you have a negative ground connection. Check the built-in fuse (if there's one) on the amplifier. If there's no power coming through - control the fuse on the power cable. If it's intact - make a full check of the wiring to ensure cable integrity.

Check all the speakers connected to your sound system. Check all the speaker cables and all the signal cables. Check your head unit to make sure no settings are limiting the amplifier's functions or the speakers. When all of the above has been tested/looked over, and all is as it should be but there's still no sound, consult your local GAS AUDIO POWER dealer/installer.

## UNWANTED NOISE

Start by looking over the speakers in the sound system so there is no damage or connection issue with the wiring. Make sure that your signal cables or speaker cables aren't too close to the power cables. Check your amplifier's grounding point and make sure that the surface is clean. When all of the above has been tested/looked over, and the unwanted noise does not vanish, consult your local GAS AUDIO POWER dealer/installer.

## DISTORTION

Start by looking over the speakers in the sound system so there's no damage or connection issue with the wiring. Check the speaker cables to make sure that the polarity isn't reversed on one channel. Check the settings on the amplifier, make sure that the gain/level is set according to the amplifier's instructions. If your amplifier has a boost function, lower its effect or turn it off.



# WARRANTY & DISPOSAL

This product is covered by warranty, depending on the conditions in the country where it's sold. If the speaker is returned for service, please include the original dated receipt (or a copy) with the product. Make sure that the head unit is packaged properly and secured, preferably in its original packaging.



The crossed-out wheeled bin symbol means that the product, literature and packaging included must be taken to separate collection at the end of their working life. Don't dispose of these products as unsorted municipal waste: take them for recycling. For info on your nearest recycling point, check with your local waste authority.



This product has been granted with the CE certification mark to show that the product follows the health, safety, and environmental protection standards for products sold within the European Economic Area (EEA).



GAS Audio Power products comply with the relevant provisions of the RoHS Directive for the European Union. In common with all Electrical and Electronic Equipment (EEE) the product shouldn't be disposed of as household waste. Alternative arrangements may apply in other jurisdictions.



GAS Audio Power is a global partner of the European Mobile Media Association, an organization that focus on promoting the custom made mobile media installations to consumers.

# THE GAS WORLD

You've entered the world of GAS. We aim to please, and we've made sure to have products made for you. No matter what stage of the LOUD-addiction you might find yourself in, there is a GAS product to fill your need.

## **MAD**

Just starting out? The MAD series is made to play LOUD and to be the express lane to a no bullsh!t sound system that will make sure everyone can hear you coming!

## **MAX**

The MAX series holds products made to deserve the center stage. Powerful, heavy duty and designed to be noticed. We made NO COMPROMISES because we know that you wouldn't accept it.

## **CMP**

The CMP series has been developed for the crucial seconds when the dB-counter starts to tick. All CMP products have hand-picked, high quality, COMPETITION GRADE components and they are specially designed to withstand an awesome amount of power.



# THANKS FOR JOINING GAS AUDIO POWER!



**GAS**  
AUDIO POWER

GAS AUDIO POWER and SHAKY are registered trademarks by Winn Scandinavia AB and is protected by relevant laws and jurisdictions such as Copyright and Trademark laws.

Winn Scandinavia AB | Elementvägen 15, 70227 Örebro, Sweden | [www.winnscandinavia.com](http://www.winnscandinavia.com)

Winn Scandinavia AB reserves for possible typos, factual or numeric errors that may have been printed on any products, package designs, user manuals and/or other included accessories.

Winn Scandinavia AB can't guarantee flawless function/performance of our products together with third-party accessories and products like USB data carriers, MicroSD cards, cables, etc.



**GAS**

**AUDIO POWER**