

SPECIFICATIONS

MAD PX01-24

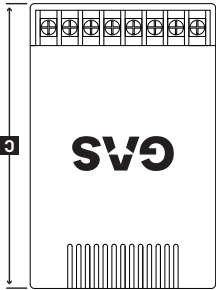
Component	2-Way Crossover
Tweeter HPF	6 kHz 12dB/Oct
Woofer LPF	5 kHz 6dB/Oct
Nominal impedance	4 Ohm
Power RMS	125 W
Power MAX	250 W
Dimensions (WxHxD)	83x38x129 mm
Tweeter attenuation	0 / -6 dB

MAD USER MANUAL

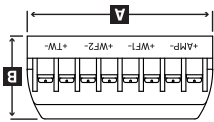


MAD PX01
PX01-24


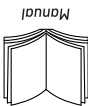
MADE TO PLAY LOUD



PX01-24	84	37.5	129	mm
A	B	C		



DIMENSIONS



Unboxing your new MAD product is an experience, make sure that the tweeters and all the accessories are included in the packaging:

UNPACKING

There is a first time for everything, if you need help - ask a friend or contact your local GAS AUDIO POWER dealer/installer.
We want you to experience your products' MAD sound, but we don't want you to injure yourself or others. Use common sense, respect high pressure levels and volume, and follow your local laws and regulations.

PLAY LOUD AND SAFE. Read through this information, follow the instructions and save the manual for future usage and reference.
Do not expose the wiring to your new crossover to excessive damp or moisture. If the wiring is exposed, it might result in electric failure, shock or damage to the product. Servicing is required when the product has been damaged in any way and/or doesn't operate normally. Refer all servicing to qualified service personnel only.
Keep the cables inside the vehicle separate from sharp edges or components that may be affected or take damage. Follow the recommended cable sizes and always use high quality cables and accessories. Even if you're eager to put the crossover to use - take no shortcuts when installing the cables, make sure that all connectors are protected and secured.
Do not drill any holes without checking what lies beneath, and don't cut anything without making sure that no important components risk being damaged.

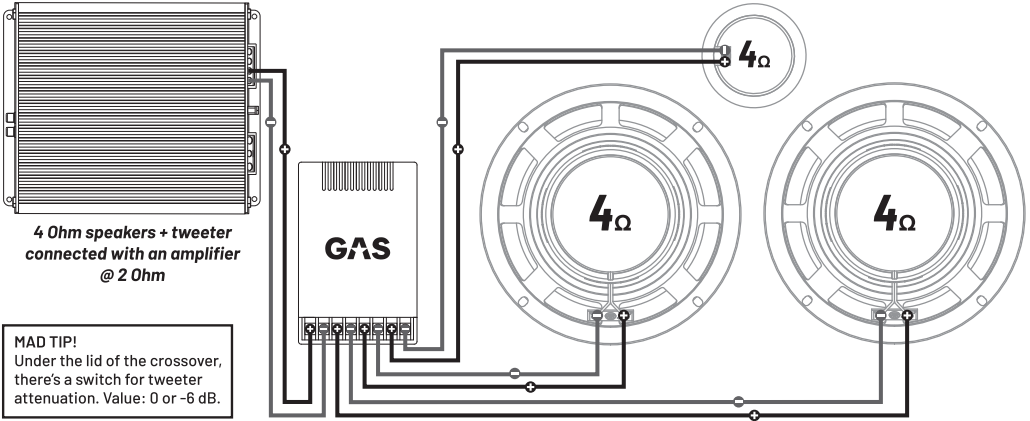
SAFETY

UNPACKING

INSTALL CROSSOVER

Before installing your brand new crossover, make sure that you have everything you need. Have the right tools ready, and make sure that you have the necessary knowledge/skill to perform the installation properly. Preparation and knowledge is crucial!

Make sure to look through the recommended wiring schematics below. Take note of the impedance stability of your amplifier. Don't be afraid to consult your local GAS AUDIO POWER dealer/installer if you have any questions.



MAD TIP!
Under the lid of the crossover, there's a switch for tweeter attenuation. Value: 0 or -6 dB.

SAFETY

This product is covered by warranty, depending on the conditions in the country where it's sold. If the speakers are returned for service, please include the original dated receipt (or a copy) with the product. Make sure that the speakers are packaged properly and secured, preferably in its original packaging.



The crossed-out wheeled bin symbol means that the product, literature and packaging included must be taken to separate collection at the end of their working life. Don't dispose of these products as unsorted municipal waste; take them for recycling. For info on your nearest recycling point, check with your local waste authority.



This product has been granted with the CE certification mark to show that the product follows the health, safety, and environmental protection standards for products sold within the European Economic Area (EEA).



GAS Audio Power products comply with the relevant provisions of the RoHS Directive for the European Union. In common with all Electrical and Electronic Equipment (EEE) the product shouldn't be disposed of as household waste. Alternative arrangements may apply in other jurisdictions.



GAS Audio Power is a global partner of the European Mobile Media Association, an organization that focus on promoting the custom made mobile media installations to consumers.

THANKS FOR JOINING GAS AUDIO POWER!



GAS

AUDIO POWER

GAS AUDIO POWER and SHAKY are registered trademarks by Winn Scandinavia AB and is protected by relevant laws and jurisdictions such as Copyright and Trademark laws.

Winn Scandinavia AB | Elementvägen 15, 70227 Örebro, Sweden | www.winnscandinavia.com

Winn Scandinavia AB reserves for possible typos, factual or numeric errors that may have been printed on any products, package designs, user manuals and/or other included accessories.