




Designed and  
Engineered  
in the UK. 

## CTHUP-BM01 CAN-Bus Integration for BMW



**CAN-Connect is the leading CAN-Bus integration solutions for the automotive industry.**



CAN-Connect ist die führende CAN-Bus-Integrationslösung für die Automobilindustrie.



CAN-Connect son las soluciones de integración CAN-Bus líderes en la industria del automóvil.



CAN-Connect est le leader des solutions d'intégration Can-bus de l'industrie automobile.



CAN-Connect è la principale soluzione di integrazione CAN-BUS nel settore automobilistico.

### Technical Support?

for technical support please use our  
dedicated system [support.connects2.com](http://support.connects2.com)

**Connects2.com**

  
...connecting to the aftermarket

### DISCLAIMER

The information provided in this document is subject to change without notice due to manufacturer changes and/or improvements to the product/s. This instruction manual is based on documented data and research. The manufacturer of this product cannot be held responsible for any changes made to the vehicle by the manufacturer or damages that may occur through the installation of this product in accordance with the steps outlined herein.

## Features

---

- Plug & play solution - head unit replacement made easy
- Supports Speed Pulse, Reverse, Park Brake, Illumination & 12V Ignition (where vehicle data allows)
- Dedicated OEM connectors to ISO connectors
- Perfect for installation of multimedia head units, reverse cameras & parking sensors

## Wire Colours

---

<b>Speed Pulse</b>	<b>Pink / Rosa / Rosado / Rose / Rosa</b>
<b>Reverse</b>	<b>Purple / Lila / Púrpura / Violet / Viola</b>
<b>Park Brake</b>	<b>Green / Grün / Verde / Vert / Verde</b>
<b>Illumination</b>	<b>Orange / Orange / Naranja / Orange / Arancia</b>
<b>Ignition 12V</b>	<b>Red / Rot / Rojo / Rouge / Rosso</b>

## Product Details

---

<u>Manufacturer</u>	<u>Model</u>	<u>Year(s)</u>	<u>Connector</u>
BMW	1-Series (1st Gen)	2004 - 2013	Quadlock (Fakra)
BMW	3-Series (5th Gen)	2005 - 2012	Quadlock (Fakra)
BMW	5-Series (5th Gen)	2004 - 2010	Quadlock (Fakra)
BMW	7-Series (4th Gen)	2001 - 2008	Quadlock (Fakra)
BMW	Mini (R56)	2006 >	Quadlock (Fakra)
BMW	Z4 (E89)	2009 >	Quadlock (Fakra)

## LED Status Indicator

---

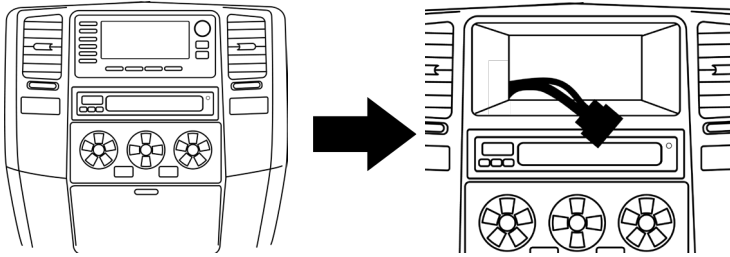
Flashing Green:	Searching
Green:	Vehicle recognised
Red:	Vehicle not recognised
No LED:	Interface in sleep mode

# Installation

---

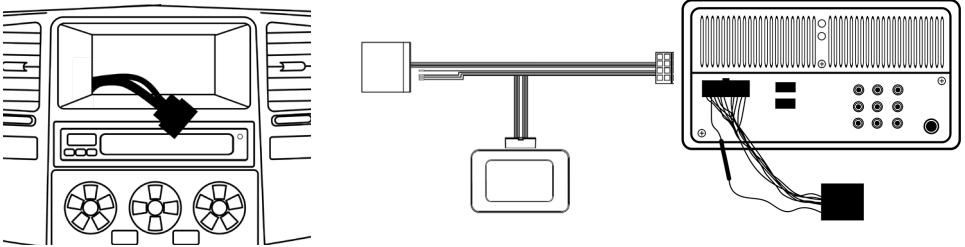
## Step 1.

Remove OEM head unit following manufacturers instruction.



## Step 2.

Connect vehicle specific connector to OEM harness. Connect ISO connector to aftermarket head unit.



\*Connect required analogue flying wires to aftermarket head unit using colour table.

---

## Step 3.

When connected appropriately and tested, re-assemble dashboard with aftermarket head unit.

